



2022-2023



CROWLEY INDEPENDENT SCHOOL DISTRICT

Mary Harris Elementary Quality Report

Comprehensive Accountability System

Metrics that Matter to our Community

DISTRICT-ASSIGNED SCHOOL QUALITY RATING **TBD**

2022-2023 ACADEMICS

3RD GRADE MATH

Approaches	Meets	Masters
48%	15%	3%

5TH GRADE READING (Board Goal) ★

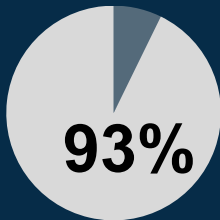
Approaches	Meets	Masters
51%	25%	9%

TEA Rating: TBD
Baseline Year 2023

Positive Student BEHAVIOR **4**

★ (Board Goal)

% of students with no suspensions



Student DISCIPLINE

Discipline Incidents

2021-2022 ISS **51**

OSS **29**

2022-2023 ISS **19**

OSS **40**

● In-school suspension ● Out-of-school suspension

SCHOOL ENVIRONMENT



Student ENROLLMENT

TOTAL **414**



TEACHER Information **5**

Teacher-to-Student Ratio



1:22

Teacher Student

Teacher Tenure

11

0-5 Years

25

5+ Years

36 TEACHERS ON CAMPUS

STUDENT SUPPORTS **5**

SOCIAL EMOTIONAL LEARNING SUPPORTS

Counselors	✓
SEL Specialists	✓
Interventionists	✓

AFTER SCHOOL PROGRAMS

21st Century (ACE)	✓
Clayton Youth Enrichment	
Tutorials	✓

Attendance PERCENTAGE **4**

91.21%

2021-2022

93.71%

2022-2023

Parent and Student ENGAGEMENT OPPORTUNITIES

PARENT INVOLVEMENT **2**

- PTA

STUDENT CLUBS **5**

- Good News
- Girls Inc.
- All Pro Dad
- Yearbook
- MOC 4



Campus COMMUNICATION



SOCIAL MEDIA



TEXTS/CALLS



SKYWARD GRADES



NEWSLETTERS



2022-2023



CROWLEY INDEPENDENT SCHOOL DISTRICT

Mary Harris Elementary Quality Report

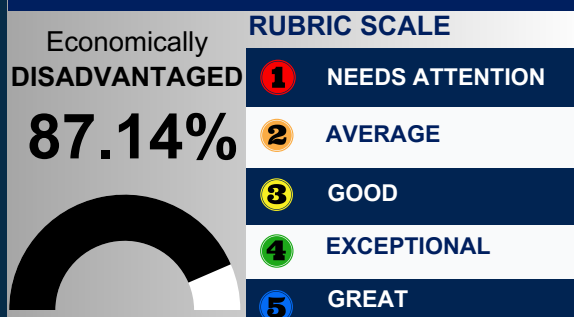
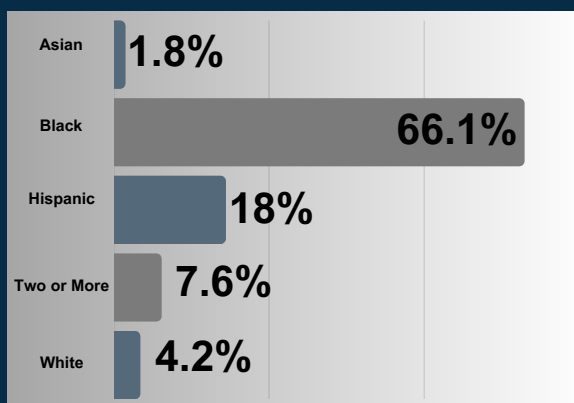
Comprehensive Accountability System



Crowley ISD School Board

Our aspiration in Crowley ISD is to ensure that all students have access to a GREAT SCHOOL and are provided excellent educational experiences so that they achieve their full potential. When our students graduate from Crowley ISD, they will leave with more than a diploma. They will leave with choices and opportunities. We designed this School Quality Report (SQR) to highlight metrics that matter and to share with our community the areas of progress, the areas of opportunity, and the comprehensive quality of each school in Crowley ISD. This SQR is our effort to increase transparency by synthesizing the quantitative metrics with qualitative parent voices to provide a complete assessment of school quality.

CAMPUS DEMOGRAPHICS



“ MHE is a school of excellence. I am a proud grandparent of a student that attends MHE. I love how they provide a positive learning environment for my grandchild.
Latesha, Mary Harris Parent ”

“ Oh My!! MHE is the place to be. I am a proud parent of a Kinder student. The classes are a good size and the staff and Admin. are great leaders. The environment promotes good structure, it's engaging and supported with great lessons.
Kimberly, Mary Harris Parent ”

“ I am a parent of a former 5th grader and a 3rd grader who attends Mary Harris now. MHE is a great place to be. Everyone is pleasant and helpful and the after school program is awesome.
Mary Harris Parent ”

Visit <http://crowleyisdtx.org> for more details regarding our rubric.



GRADED ON 2022-2023 DATA

CROWLEY INDEPENDENT SCHOOL DISTRICT

Crowley ISD Quality Report

Comprehensive Accountability System Rubric

Metrics that Matter to our Community

RUBRIC SCALE

- 1** NEEDS ATTENTION
- 2** AVERAGE
- 3** GOOD
- 4** EXCEPTIONAL
- 5** GREAT

DISTRICT ASSIGNED SCHOOL QUALITY RATING

- 1** F
- 2** D
- 3** C
- 4** B
- 5** A

FINANCE FUND BALANCE

- 1** Less than 9%
- 2** 10-14%
- 3** 14-17%
- 4** 18-19%
- 5** 20%

TEACHER INFORMATION

Total # of 5 plus year teachers divided by the total # of teachers to get the percentage

- 1** 10-19%
- 2** 20-38%
- 3** 39-48%
- 4** 59-49%
- 5** 60% or greater

GRADUATION RATE

- 1** 89% or less
- 2** 89-90%
- 3** 90-92%
- 4** 93-94%
- 5** 95% or greater

College, Career and Military Readiness (CCMR)

- 1** 60-70%
- 2** 71-80%
- 3** 81-90%
- 4** 91-94%
- 5** 95% or greater

POSITIVE STUDENT BEHAVIOR

ELEMENTARY

- 1** 85 or less
- 2** 86-89
- 3** 90-91
- 4** 92-94
- 5** 95 or greater

SECONDARY

- 1** 69%
- 2** 70-73%
- 3** 74-84%
- 4** 85-91%
- 5** 92% or greater

STUDENT SUPPORTS

ELEMENTARY

- 1** 1 out of 6
- 2** 2 out of 6
- 3** 3 out of 6
- 4** 4 out of 6
- 5** 5 out of 6

SECONDARY

- 1** 2 or less
- 3** 3 out of 6
- 5** 4 out of 5

ATTENDANCE PERCENTAGE

ELEMENTARY

- 1** 85% or less
- 2** 86-89%
- 3** 90-92%
- 4** 93-94%
- 5** 95% or greater

SECONDARY

- 1** 69%
- 2** 70-73%
- 3** 74-84%
- 4** 85-91%
- 5** 92% or greater

PARENT AND STUDENT ENGAGEMENT OPPORTUNITIES

Parent Involvement

- 1** 0 **5** 2 or more
- 2** 1

Student Clubs

- 1** 0 **5** 5 or more
- 2** 1 **3** 3-4

REFER TO SECONDARY RATINGS FOR DISTRICT

Visit <http://crowleyisdtx.org> for more details

SCHOOL ENVIRONMENT

